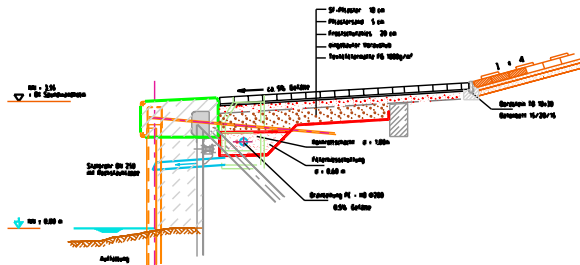
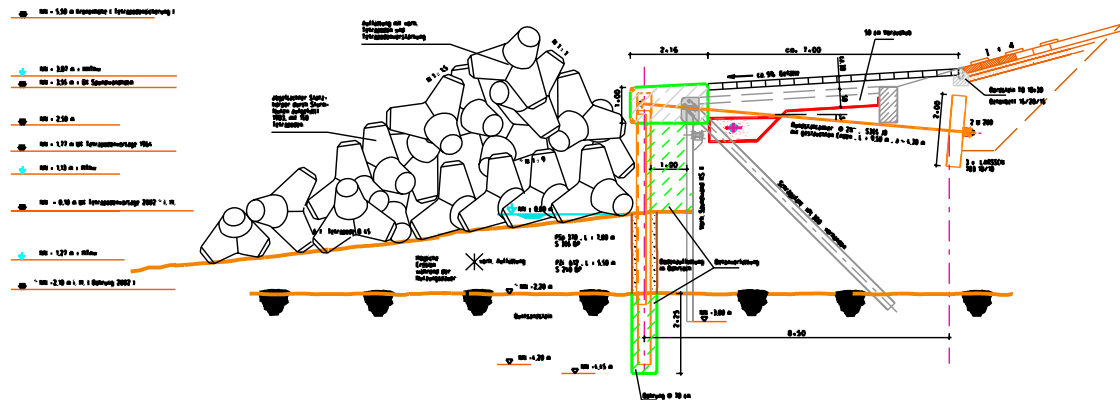


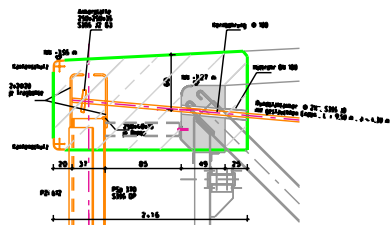
Teilschnitt - Drainage  
M. 1 : 50



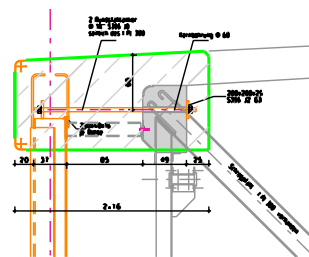
Regelquerschnitt  
M. 1 : 50



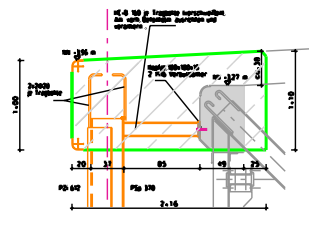
Teilschnitt  
M. 1 : 20



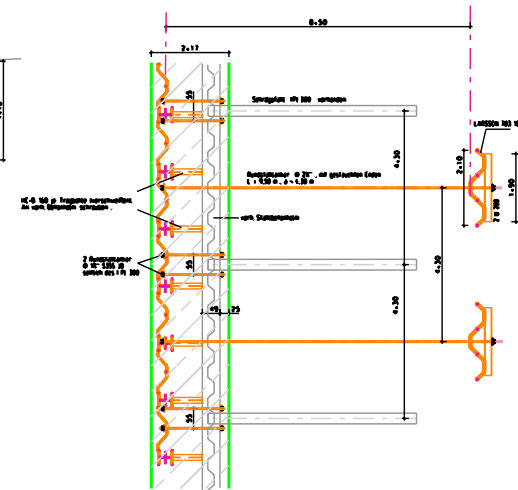
Teilschnitt  
M. 1 : 20



Teilschnitt  
M. 1 : 20



Teildraufsicht  
M. 1 : 50



Detail  
M. 1 : 20



Projektname																					
Standort																					
Architekt	Ing. Rudolph Baudreth																				
Architekt	Ing. Fröhner Baudreth																				
Datum	20.07.2006																				
<b>Entwurf AU - E.493</b>																					
<table border="1"> <tr> <td>1</td> <td>2</td> <td>3</td> <td>4</td> <td>5</td> <td>6</td> <td>7</td> <td>8</td> <td>9</td> <td>10</td> <td>11</td> <td>12</td> <td>13</td> <td>14</td> <td>15</td> <td>16</td> <td>17</td> <td>18</td> <td>19</td> <td>20</td> </tr> </table>		1	2	3	4	5	6	7	8	9	10	11	12	13	14	15	16	17	18	19	20
1	2	3	4	5	6	7	8	9	10	11	12	13	14	15	16	17	18	19	20		
Instandhaltung: Kringel																					
Mitarbeiter: Kringel																					
Titel: Technische Zeichnung																					
Skala: 1:50, 20																					
Blattgröße: A3																					
Blattnummer: 1/1																					
Blatttitel: Entwurf AU - E.493																					